

# What's New in Journal Citation Reports?

---

## 2017 JCR RELEASE

This release of Journal Citation Reports provides 2016 data. The 2017 data will be made available in the 2018 Journal Citation Reports release.

## Journals appearing in JCR

A complete list of the titles covered in this year's JCR is available [here](#)<sup>1</sup>.

A list of journals receiving their first Impact Factor is available [here](#)<sup>2</sup>.

This release of the JCR also includes the following new features:

- Improved filters in the Journal and Categories by rank pages, and Compare Journals page: <http://ipsience-help.thomsonreuters.com/incitesLiveJCR/JCRGroup/howDoI/viewAndRank.html>
- % of citable items on each Journal Profile page: <http://ipsience-help.thomsonreuters.com/incitesLiveJCR/JCRGroup/jcrJournalProfile/jcrJournalInformation.html>

## JCR Data Update (September 25, 2017)

---

After JCR data were published in June 2017, we were able to obtain materials whose absence had prevented journals from receiving a Journal Impact Factor, as well as to correct metrics for a small number of journals.

The 2016 JCR data (2017 release) are now complete and all updates have been fully incorporated into the product.

After 2016 JCR data were reloaded and finalized in September 2017, we became aware of a newly occurring and unanticipated cited work variant for Astronomical Journal, which caused a significant undercounting of citations. The following metrics include all citations associated with the new variant:

### ASTRON J

- Total citations: 32263
- Journal Impact Factor: 3.773
- 5-year Impact Factor: 4.143
- Immediacy Index: 1.085

## Fields

Name	Value
trs_topicType	notices
product	InCites / JCR
Indicator	false
draftStatus	false
reviewComplete	false

- 
1. <http://app.info.science.thomsonreuters.biz/e/er?s=1556&lid=31171&elq=<span class=eloquaemail>here</span></a>>
  2. <http://app.info.science.thomsonreuters.biz/e/er?s=1556&lid=31172&elq=<span class=eloquaemail>here</span></a>>

## July 14, 2016

JCR 2015 metrics can now be downloaded from the application.

## June 13, 2016

### 2016 JCR Release

This release of Journal Citation Reports provides 2015 data. The 2016 data will be made available in the 2017 Journal Citation Reports release.

### Journals appearing in JCR

A complete list of the titles covered in this year's JCR is available at: <http://about.jcr.incites.thomsonreuters.com/full-titles-2016.pdf><sup>5</sup>

A list of journals receiving their first Impact Factor is available at: <http://about.jcr.incites.thomsonreuters.com/new-journals-2016.pdf><sup>6</sup>

This release of the JCR also includes new category, Green & Sustainable Science & Technology.

## September 10, 2015

This release of Journal Citation Reports includes the following:

- the [Average Journal Impact Factor Percentile](#)<sup>7</sup> has been added, providing an average percentile for journals that are included in more than one subject category.

## August 9, 2015

This release of Journal Citation Reports includes the following:

- Persistent [filters](#)<sup>8</sup> on the Journal and Category Rank pages, allowing users to drill deeper into data and navigate away from a page without losing the filters already implemented.

## 2015 JCR Release

This release of Journal Citation Reports provides 2014 data. The 2015 data will be made available in the 2016 Journal Citation Reports release.

### Journals appearing in JCR

A complete list of the titles covered in this year's JCR is available at: <http://about.jcr.incites.thomsonreuters.com/full-titles-2015.pdf>

A list of journals receiving their first Impact Factor is available at: <http://about.jcr.incites.thomsonreuters.com/new-journals-2015.pdf>

---

5. <http://about.jcr.incites.thomsonreuters.com/full-titles-2015.pdf>

6. <http://about.jcr.incites.thomsonreuters.com/new-journals-2015.pdf>

7. 9995-TRS

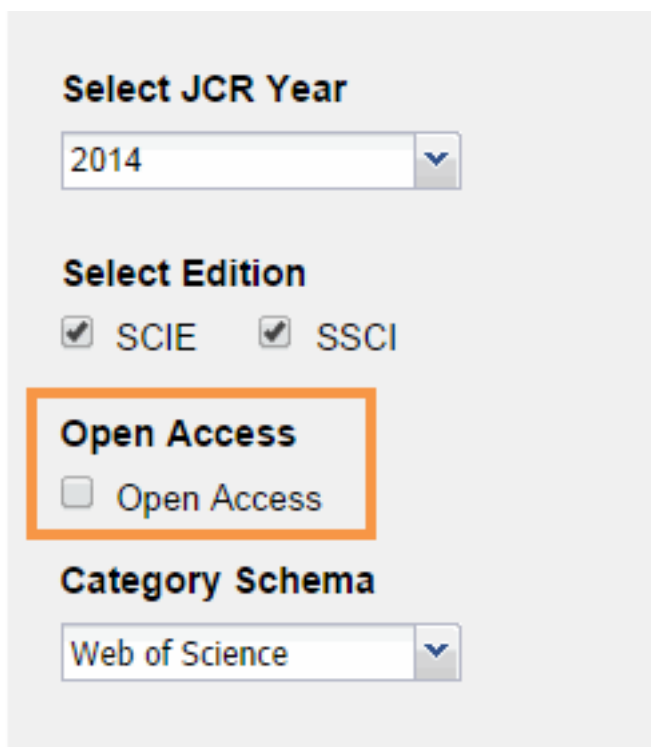
8. 7841-TRS

## Expanded Metrics and New Features

- **Normalized Eigenfactor®** is the Eigenfactor Score normalized, by rescaling the total number of journals in the JCR each year, so that the average journal has a score of 1. Journals can then be compared and influence measured by their score relative to 1. Available in both the Journal Rankings grid and on Journal Profile Pages.
- **Percentage of Articles in Citable Items** gives information on what proportion of a journal's citable items are Articles vs. Reviews. Available in both the Journal Rankings grid and on Journal Profile Pages.
- **Journal Impact Factor Percentile** transforms the rank in category by Journal Impact Factor into a percentile, allowing more meaningful cross-category comparison.

### New Features:

- **Open Access Filter and Badge** - sort results by Open Access status and immediately identify Open Access journals by the badge on the Journal Profile page.



**Select JCR Year**

2014

**Select Edition**

SCIE  SSCI

**Open Access**

Open Access

**Category Schema**

Web of Science



**PLOS MEDICINE**  
ISSN: 1549-1676  
PUBLIC LIBRARY SCIENCE  
1160 BATTERY STREET, STE 100, SAN FRANCISCO, CA 94111  
UNITED STATES

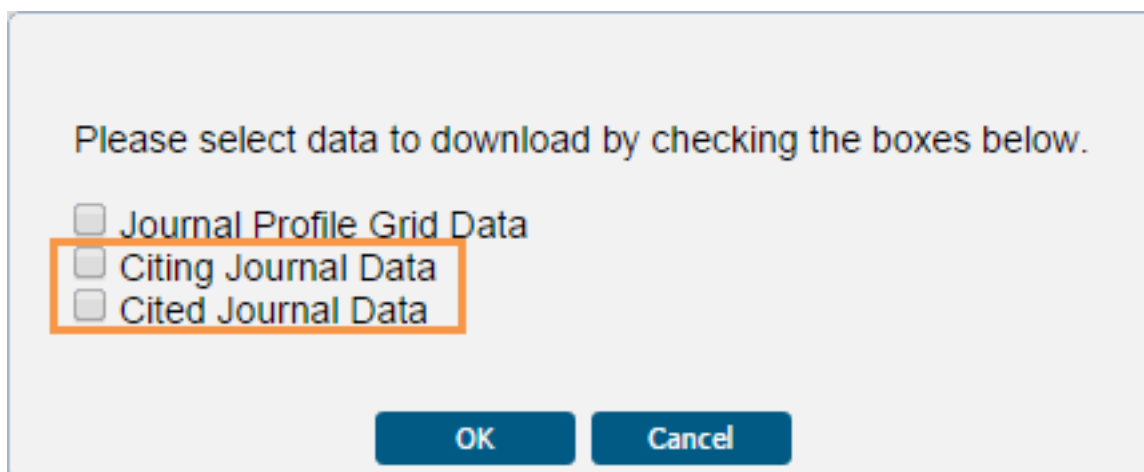
[Go to Journal Table of Contents](#) [Go to Ulrich's](#)

**Titles**  
ISO: PLoS Med.  
JCR Abbrev: PLOS MED

**Categories**  
MEDICINE, GENERAL & INTERNAL - SCIE

**Languages**  
12 Issues/Year;  
Open Access from 2004

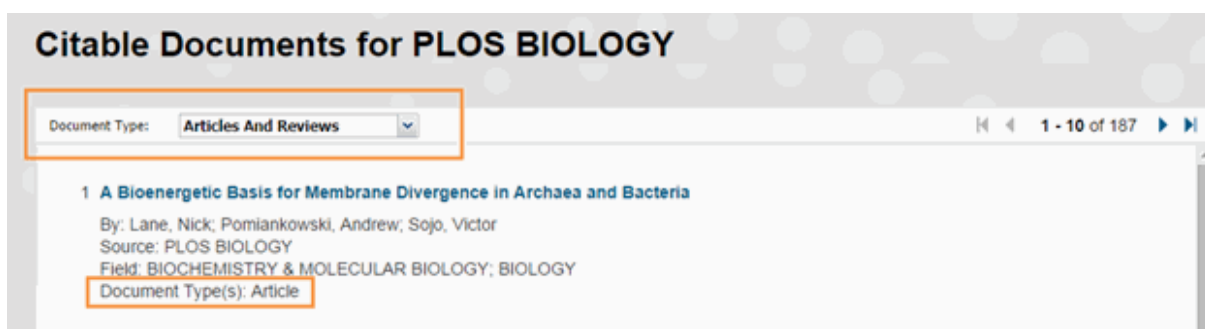
- **New Data Downloads** - On the journal profile page, users can elect to download the cited and citing data tables in CSV/XLS format. The Journal Relationships visualization is now downloadable in PDF format.



- **Navigating Year-to-Year in the Journal Profile Page** - view data that reflects the year of your choice by clicking the hyperlinked year in the Key Indicators table.

Key Indicators												
Year	Total Cites	Journal Impact Factor	Impact Factor Without Journal Self Cites	5 Year Impact Factor	Immediacy Index	Citable Items	Cited Half-Life	Citing Half-Life	Eigenfactor Score	Article Influence Score	% Articles in Citable Items	Normalized Eigenfactor
2014	18,649	14.429	14.107	18.047	2.570	128	5.7	5.2	0.06871	7.821	91.41	7.66
2013	16,975	14.000	13.506	17.945	3.720	118	5.1	4.9	0.07366	7.797	71.19	8.12
2012	14,820	15.253	14.631	16.426	3.235	115	4.6	4.9	0.07542	6.987	73.91	Not Av...
2011	12,574	16.269	15.735	15.379	4.357	126	4.1	4.4	0.07626	6.300	77.78	Not Av...
2010	10,370	15.617	15.242	14.974	3.394	99	3.6	4.8	0.08310	6.580	85.86	Not Av...
2009	8,425	13.050	12.685	14.023	3.468	94	3.0	4.8	0.07155	5.979	92.55	Not Av...
2008	6,075	12.185	11.904	13.180	3.684	133	2.4	4.8	0.05742	6.139	93.23	Not Av...
2007	3,725	12.601	12.071	12.727	2.705	166	1.9	4.7	0.03579	6.013	90.96	Not Av...
2006	1,998	13.750	12.518	Not Av...	3.419	148	1.4	4.3	Not Av...	Not Av...	95.27	Not Av...
2005	519	8.389	6.611	Not Av...	4.033	90	0.7	3.9	Not Av...	Not Av...	98.89	Not Av...

- **Citable Items Document Page** - now features the document type and allows filtering based on document type.



## Fields

Name	Value
trs_topicType	notices
product	InCites / JCR
Indicator	false

## Fields

Name	Value
trs_topicType	notices
product	InCites / JCR
Indicator	false
draftStatus	false
reviewComplete	false